


# Kombi 7211-DS2



## Excellent All-Round Lockable Tilt


An excellent all rounder, this 600kg capacity dual circuit Kombi lifter offers lockable tilting at 15° intervals.

Extension arms and supplementary pads are supplied as standard, giving a 2.8m pad spread for extra stability when handling large pieces of glass. The 7211-DS2 features manual

rotation through 180° and individual pad shut-off valves to help accommodate irregular loads.

### Key Features

- Capacity: 600kg
- Dual circuit vacuum system with reserve tank, non-return valve and vacuum gauge for each circuit
- Manual tilting from vertical to horizontal with lockable 15° increments
- Manual 180° lockable rotation
- Integral maintenance-free vacuum pump
- 12v rechargeable battery with integral 110v or 240v charger, low battery warning and optional mains operation
- Audio-visual low vacuum warning
- Two extension arms with variable position pads supplied as standard
- Individual pads can be isolated to accommodate irregular shapes (reduces safe working load)
- On-board control panel

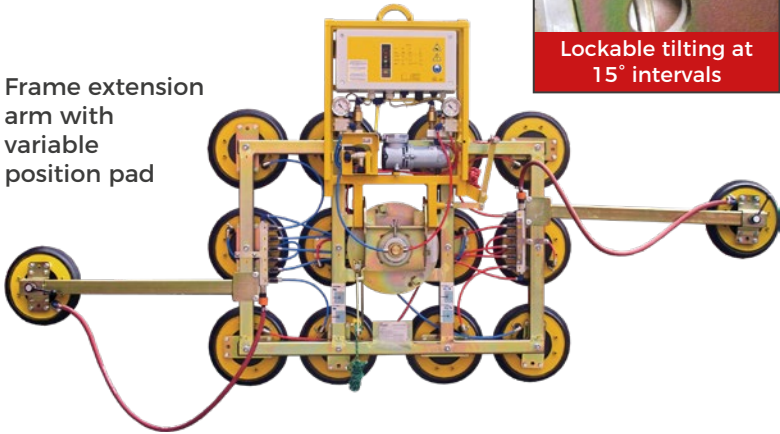


**600kg**  
Safe Working Load



Lockable tilting at 15° intervals

Frame extension arm with variable position pad



### Technical Specifications

<b>Safe working load</b>	capacity:	600kg (smooth, clean surface at 60% vacuum)
<b>Number of suction cups</b>	cups:	12 (14 with extension arms)
<b>Suction cup</b>	description:	black rubber, not abrasion resistant.
<b>Suction cup diameter</b>	diameter:	300mm
<b>Suitable for lifting</b>	material properties:	gastight / non-porous
	surface:	smooth
	example:	glass, plastic boards, ceramic plates, sheet metals, coated boards
<b>Weight of lifter</b>	approx:	112kg, 129kg with arms
<b>Depth of lifter</b>	depth:	255mm
<b>Rotation</b>	rotation:	90° manual left & right lockable
<b>Tilt</b>	tilt:	90° lockable (15° increments)
<b>Vacuum system</b>	dual circuit:	1 pump, 2 vacuum reserve tanks
<b>Voltage</b>	pump:	12v DC from rechargeable battery
	battery charger:	110v/240v 50/60Hz single phase factory selectable
	mains operation:	110v/240v 50/60Hz single phase
<b>Standard accessories</b>	standard	2 x extension arms with moveable pads

VACUUM LIFTERS

### Technical Data (mm)

